



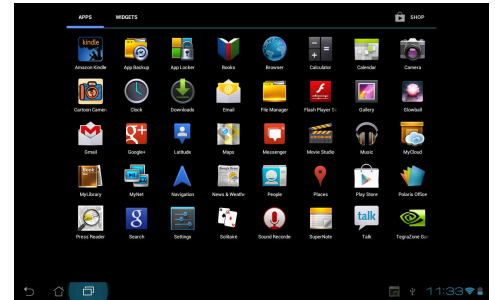
Android Tablet: Finding, Downloading and Installing a New App

Introduction

This instruction sheet describes how to find a new app, download it, and install it on your tablet.


What is an App?

An *app*, or application, is simply a program written to provide some function for a tablet. For example, an app might be a game that can be played on the tablet or it might provide some information about, say, some store, or it might let the tablet take pictures or play music, and so forth. There are many thousands of apps written for Android tablets, many are free to use while others have a nominal cost.




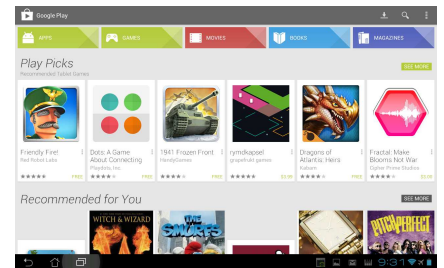
Notice that an app written for another tablet such as an *iPad* or a tablet using Microsoft *Windows8* will not work on an Android tablet. However, many apps written for one kind of tablet also have versions written to run on the other kinds of tablet.


Already Installed Apps

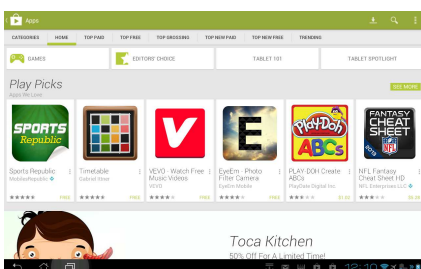
Some apps come installed on the tablet or may have already been downloaded and installed. Many are shown on one or other of the home screens as icons. Others are installed but do not have icons on a home screen. These can be displayed by clicking on the *apps icon*  at the top, right of a home screen. The icons for the apps will show in this apps screen. If there are more apps than will fit on one screen, you will have to swipe the screen to see the others. If the app you want to use is not already installed, then you can search for, download and install it as follows.

Finding an App

At the top, right of the apps screen appears the word *Shop* and a little shopping bag with an arrow . Clicking on the shopping bag causes the Google Play screen to appear. It has a menu along the top indicating *APPS, GAMES, MOVIES, BOOKS* and *MAGAZINES*. To look for an app, touch the *APPS* tab. The Apps screen will appear showing some apps under various categories such as *Play Picks, Apps to Watch, Tablet Highlights, Get Things Done*, and so forth. Of course, you can simply scroll through these and perhaps find one of interest. If not, you can search to find one specifying your own search criteria.



At the top, right of the *apps screen* (below, left) are a downloading icon, a search icon and a menu icon . Touching the search icon (the magnifying glass) causes an input box to appear at the top, left of the screen labelled *Search Google Play* as well as the keyboard (below, right). You can type in your search criteria here (or since there is a microphone to the right of this input box, you can click on it and say your search criteria instead of typing it) and then touch the key with the magnifying glass.



Note that a dropdown list will also appear below the input box when a search is started showing searches that you may already have done. To select one of these instead of typing in a new one, touch it.

